


APPENDIX

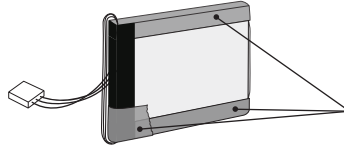
Your product may include latest revision as followed:

Latest revisions for models:
AC215, AC210, AC1300, AC1320

PARENT UNIT WITH LITHIUM ION BATTERY PACK (NOT INSTALLED)



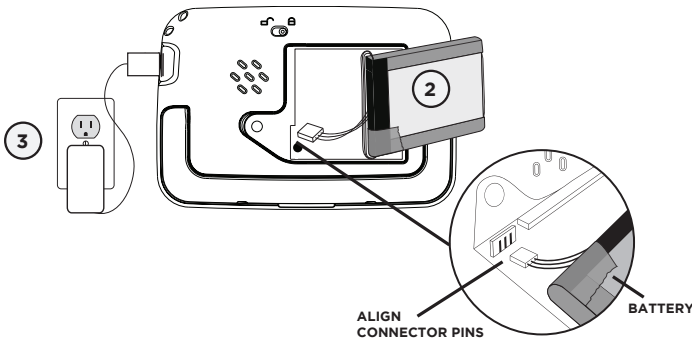
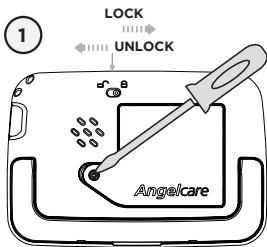
Parent Unit



Lithium ion battery pack
(for Parent Unit)

CAUTION:
DO NOT REMOVE THE YELLOW PLASTIC BATTERY COVERING

STEP 1 - HOW TO INSTALL THE BATTERY



- 1) Unlock and open the battery compartment on the rear of the unit and remove the cover.
- 2) Plug in the battery connector to the Parent Unit by aligning the connector pins. Replace the Parent Unit cover.
- 3) Connect the adaptor to the Parent Unit and into an electrical outlet.
- 4) Prior to the first use, charge the Parent Unit for **9 continuous hour**.

BATTERY INFORMATION

Rechargeable Li-ion Battery 1ICP5/46/45 Made in China
Model: 454543 3.7V 1000mAh 3.7Wh YYYY/EH
Springpower Technology (Shenzhen) Co.,Ltd.

WARNING:

- Do not disassemble, crush, puncture the battery, or allow metal to touch battery terminals (short-circuit).
- Do not dispose of in fire or incinerate.
- Do not store or expose in high temperature environment (140 degree F/60 degree C).
- Do not use the battery after immersed in water.
- Refer to user's manual before use this battery.



PROTECT THE ENVIRONMENT

The wheelee bin symbols mean that according to local laws and regulations your product and/or its battery shall be disposed of separately from household waste. When the product/battery reaches its end of life take it to a collection point designated by local authorities. The separate disposal and recycling will help conserve natural resources and protect human health and the environment. Refer to User's Guide for removal of batteries.